

## NP215/NP210/NP115/NP110

High-performance, cost-effective projector offers easy, multifunction operation ideal for many applications especially for business and education



### Long life lamp 5000 hours

Lamp life in Eco Mode has been extended to 5000 hours from 4000 hours in the previous model (Eco Mode Off : 3500 hours).

### Low power consumption in power-saving mode

Power consumption in power-saving mode is 0.49W (100-130V AC) / 0.71W (200-240V AC). These enhancements help to dramatically reduce the TCO (total cost of ownership).

### Carbon meter for visualizing ecology

The projector employs the Carbon Meter indicating the reduced amount of CO<sub>2</sub> emissions in Eco Mode. Visually confirm the numerical value indicating the reduction in CO<sub>2</sub> emissions in comparison with Eco Mode Off operation.



### Quick power off & Direct power off

The Quick Power Off function stops the cooling fan immediately after turning off the power to the projector, which makes it possible to remove the projector quickly. For a rapid shut down, the projector can be turned off without powering off the projector using the Direct Power Off function and a power strip equipped with a switch and breaker.

### Security bar and password protection functions

By using passwords, the projector cannot be used by unauthorized persons. Furthermore, since the main unit has a security chain opening, unauthorized removal of the projector is prevented by inserting the security cable or wire commercially available into the opening.



### High brightness 2500 ANSI lumens (NP215 / NP115)

### High contrast ratio 2000:1

### Built in 7W speaker for integrated audio solutions

### Wired LAN Connectivity (NP215)

### Wall Colour Correction for vivid images even without a screen

### Vertical Keystone Correction +/-40 degrees

### Auto power on starts projection immediately by inserting the power cord into an outlet

### Front ventilation for effective heat dissipation

### High altitude mode (5000ft / 1700m)

**From Digital Cinema to Mobile Convenience - NEC Projector is the Best Solution**

## Specifications

|                                          |                                         | NP215                                                                                                                                                                                                                                                                                  | NP210                                                                                                          | NP115            | NP110            |
|------------------------------------------|-----------------------------------------|----------------------------------------------------------------------------------------------------------------------------------------------------------------------------------------------------------------------------------------------------------------------------------------|----------------------------------------------------------------------------------------------------------------|------------------|------------------|
| DLP Chip                                 |                                         | 0.55 inch DLP (Aspect Ratio 4:3)                                                                                                                                                                                                                                                       |                                                                                                                |                  |                  |
| Resolution*1                             |                                         | 1024 x 768 pixels                                                                                                                                                                                                                                                                      |                                                                                                                | 800 x 600 pixels |                  |
| Lens                                     |                                         | Manual zoom (x 1.1)/Manual focus<br>Throw ratio 1.95-2.15:1, F2.41-2.55, f=21.8-24.0mm                                                                                                                                                                                                 |                                                                                                                |                  |                  |
| Lamp (Eco Mode On / Eco Mode Off)        |                                         | 160W / 180W AC                                                                                                                                                                                                                                                                         |                                                                                                                |                  |                  |
| Lamp Life*2 (Eco Mode On / Eco Mode Off) |                                         | 5000H / 3500H                                                                                                                                                                                                                                                                          |                                                                                                                |                  |                  |
| Image Size (Projection Distance)         |                                         | 30 to 300 inch (1.18m to 13.2m)                                                                                                                                                                                                                                                        |                                                                                                                |                  |                  |
| Colour Reproduction                      |                                         | 16.7 million colours simultaneously, Full colours                                                                                                                                                                                                                                      |                                                                                                                |                  |                  |
| Light Output*3*4                         |                                         | Eco Mode Off                                                                                                                                                                                                                                                                           | 2500 ANSI lumens                                                                                               | 2200 ANSI lumens | 2500 ANSI lumens |
|                                          |                                         | Eco Mode On                                                                                                                                                                                                                                                                            | Approx. 90% of Eco Mode Off                                                                                    |                  |                  |
| Contrast Ratio (White / Black)*4         |                                         | 2000:1 (* Dynamic Contrast ON)                                                                                                                                                                                                                                                         |                                                                                                                |                  |                  |
| Maximum Resolution                       |                                         | UXGA (1600x1200) with Scaling technology<br>15kHz to 100kHz (RGB 24kHz or over)                                                                                                                                                                                                        |                                                                                                                |                  |                  |
| Scan Rate                                |                                         | Horizontal                                                                                                                                                                                                                                                                             | 50Hz to 120Hz (Over 85Hz signal must be less than XGA resolution)                                              |                  |                  |
|                                          |                                         | Vertical                                                                                                                                                                                                                                                                               | Manual Approx. ±Max 40 degrees                                                                                 |                  |                  |
| Keystone Correction                      |                                         | Manual Approx. ±Max 40 degrees<br>VGA, SVGA, XGA, WXGA, SXGA, SXGA+, UXGA/480i, 480p, 576i, 576p, 720p, 1080i<br>RGB : 0.7Vp-p/75Ω<br>H/V Sync : 4.0Vp-p/TTL Level Positive/Negative Polarity<br>Stereo L/R 0.5Vrms/22kΩ or over                                                       |                                                                                                                |                  |                  |
| Input Terminals                          | 1 Computer Input                        | 1 D-Sub Mini 15pin                                                                                                                                                                                                                                                                     | Y : 1.0Vp-p/75Ω(with Sync)<br>Cb/Cr (Pb/Pr) : 0.7Vp-p/75Ω                                                      |                  |                  |
|                                          |                                         | 1 Stereo Mini Jack                                                                                                                                                                                                                                                                     | DTV : 480i, 480p, 720p, 1080i/60Hz, 576i, 576p, 1080i/50Hz<br>DVD Progressive (50/60Hz)                        |                  |                  |
|                                          | 1 Component Input                       | 1 D-Sub Mini 15pin (Sharing with Computer IN)                                                                                                                                                                                                                                          | Specification is same as Computer IN                                                                           |                  |                  |
|                                          |                                         | Audio Input is Sharing with Computer IN                                                                                                                                                                                                                                                | Specification is same as Computer IN                                                                           |                  |                  |
| 1 S-Video Input                          | 1 Mini DIN-4pin                         | Y : 1.0Vp-p/75Ω<br>C : 0.286Vp-p/75Ω                                                                                                                                                                                                                                                   |                                                                                                                |                  |                  |
|                                          | Audio Input is Sharing with Computer IN | Specification is same as Computer IN                                                                                                                                                                                                                                                   |                                                                                                                |                  |                  |
| 1 Video Input                            | 1 RCA pin                               | NTSC/NTSC4.43/PAL/PAL-N/PAL-M/PAL-60/SECAM<br>1.0Vp-p/75Ω                                                                                                                                                                                                                              |                                                                                                                |                  |                  |
|                                          | Audio Input is Sharing with Computer IN | Specification is same as Computer IN                                                                                                                                                                                                                                                   |                                                                                                                |                  |                  |
| Output Terminal                          | 1 RGB Output                            | 1 D-Sub Mini 15pin                                                                                                                                                                                                                                                                     | Output Computer Signal                                                                                         |                  |                  |
| LAN Port                                 | 1 RJ-45                                 | 100BASE-TX/10BASE-T                                                                                                                                                                                                                                                                    | -                                                                                                              |                  |                  |
| Control Terminal                         | PC Control                              | 1 D-sub 9pin                                                                                                                                                                                                                                                                           | RS-232C                                                                                                        |                  |                  |
| Built-In Speaker                         |                                         | 7W Monaural                                                                                                                                                                                                                                                                            |                                                                                                                |                  |                  |
| Quietness (Eco Mode On / Eco Mode Off)   |                                         | 31dB / 34dB                                                                                                                                                                                                                                                                            |                                                                                                                |                  |                  |
| Environment                              |                                         | Operational Temperatures                                                                                                                                                                                                                                                               | 5°C to 40°C ([ECO MODE] is set automatically to [ON] at 35°C to 40°C),<br>20% to 80% Humidity (Non-Condensing) |                  |                  |
|                                          |                                         | Storage Temperatures                                                                                                                                                                                                                                                                   | -10°C to 50°C, 20% to 80% Humidity (Non-Condensing)                                                            |                  |                  |
| Power Requirement                        |                                         | 100 to 240V AC, 50Hz/60Hz                                                                                                                                                                                                                                                              |                                                                                                                |                  |                  |
| Input Current                            |                                         | 100 - 130V                                                                                                                                                                                                                                                                             | 2.6A / 1.2A                                                                                                    |                  |                  |
|                                          |                                         | 200 - 240V                                                                                                                                                                                                                                                                             | 1.4A (NP215+/NP210+/NP115+/NP110+)                                                                             |                  |                  |
| Power Consumption                        | Eco Mode Off                            | 100 - 130V                                                                                                                                                                                                                                                                             | 242W                                                                                                           |                  |                  |
|                                          |                                         | 200 - 240V                                                                                                                                                                                                                                                                             | 233W                                                                                                           |                  |                  |
|                                          | Eco Mode On                             | 100 - 130V                                                                                                                                                                                                                                                                             | 217W                                                                                                           |                  |                  |
|                                          |                                         | 200 - 240V                                                                                                                                                                                                                                                                             | 210W                                                                                                           |                  |                  |
|                                          | Standby Mode                            | 100 - 130V                                                                                                                                                                                                                                                                             | 4W                                                                                                             |                  |                  |
|                                          |                                         | 200 - 240V                                                                                                                                                                                                                                                                             | 5W                                                                                                             |                  |                  |
| Power-saving Mode                        | 100 - 130V                              | 0.49W                                                                                                                                                                                                                                                                                  |                                                                                                                |                  |                  |
|                                          | 200 - 240V                              | 0.71W                                                                                                                                                                                                                                                                                  |                                                                                                                |                  |                  |
| Heat Dissipation                         |                                         | 100 - 130V                                                                                                                                                                                                                                                                             | MAX : 825 BTU                                                                                                  |                  |                  |
|                                          |                                         | 200 - 240V                                                                                                                                                                                                                                                                             | MAX : 795 BTU                                                                                                  |                  |                  |
| Dimensions (WxHxD)                       |                                         | 310mm x 95mm x 247mm (Not Including Protrusions)                                                                                                                                                                                                                                       |                                                                                                                |                  |                  |
| Weight                                   |                                         | 2.5kg                                                                                                                                                                                                                                                                                  |                                                                                                                |                  |                  |
| Accessories                              |                                         | Remote control (with battery), Signal cable (MiniD15-MiniD15)(1.8m), Power cable, User's manual(CD-ROM), Quick Setup guide, Lens cap                                                                                                                                                   |                                                                                                                |                  |                  |
| Regulations                              |                                         | UL/C-UL Approved (UL 60950-1, CSA 60950-1)<br>Meets DOC Canada Class B requirements<br>Meets FCC Class B requirements<br>Meets AS/NZS CISPR.22 Class B<br>Meets EMC Directive (EN55022, EN55024, EN61000-3-2, EN61000-3-3)<br>Meets Low Voltage Directive (EN60950-1, TUV GS Approved) |                                                                                                                |                  |                  |

\*1 : Effective pixels are more than 99.99%.

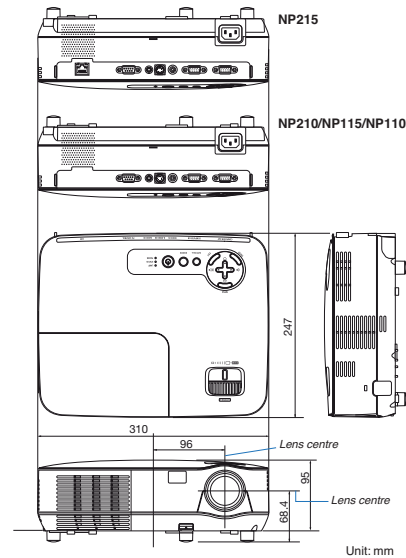
\*2 : Lamp life is defined as the average time span for the brightness of the lamp to be reduced by half, it does not refer to the warranty period for the lamp.

\*3 : This is the light output value (ANSI lumens) when the [PRESET] mode is set to [HIGH-BRIGHT]. If any other mode is selected as the [PRESET] mode, the light output value may drop.

\*4 : Compliance with ISO21118-2005

All specifications are subject to change without notice.

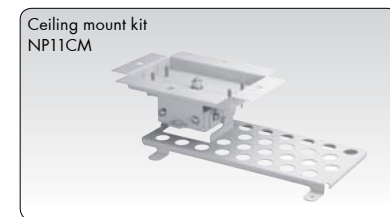
## Dimensions




## Remote Control



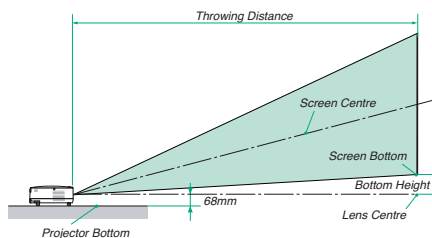
## Options



## Terminal Panel



## Throwing Distance and Image Size



### NP215/ NP210/ NP115/ NP110

| Screen Size (inch) | Throwing distance(m) |       | Bottom Height(cm) |
|--------------------|----------------------|-------|-------------------|
|                    | Wide                 | Tele  |                   |
| 30 [0.61x0.46]     | 1.18                 | 1.32  | 6.9               |
| 40 [0.81x0.61]     | 1.57                 | 1.76  | 9.1               |
| 60 [1.22x0.91]     | 2.36                 | 2.64  | 13.7              |
| 80 [1.63x1.22]     | 3.15                 | 3.52  | 18.3              |
| 100 [2.03x1.52]    | 3.93                 | 4.40  | 22.8              |
| 120 [2.44x1.83]    | 4.72                 | 5.28  | 27.4              |
| 150 [3.05x2.29]    | 5.90                 | 6.60  | 34.3              |
| 180 [3.66x2.74]    | 7.08                 | 7.92  | 41.1              |
| 200 [4.06x3.05]    | 7.87                 | 8.80  | 45.7              |
| 240 [4.88x3.66]    | 9.44                 | 10.56 | 54.8              |
| 300 [6.10x4.57]    | 11.80                | 13.20 | 68.5              |